

Reading Connection

Tips for Reading Success

Beginning Edition

October 2019

Heath Brook & Dewing Elementary


Book Picks



Read-aloud favorites

■ *Gymnastics Time!* (Brendan Flynn)

This nonfiction book takes readers inside a gym to see gymnasts in action. It explains basic facts about the sport, such as how to get started and what equipment the athletes use.



Part of the Sports Time series.

(Also available in Spanish.)

■ *We Don't Eat Our Classmates*

(Ryan T. Higgins)

Penelope Rex is a little dinosaur who ate her classmates on the first day of school. (Could she help it if they were delicious?) Now no one wants to be friends with her.



It takes a lesson from the class goldfish to put Penelope on the right track.

■ *Space Taxi: Archie Takes Flight*

(Wendy Mass and Michael Brawer)

Archie Morningstar is excited to spend Take Your Kid to Work Day in his dad's taxi. But when he climbs in the car, he discovers that his dad is a taxi driver for aliens from outer space. Instead of a trip around the city, Archie is on an intergalactic adventure! The first book in the Space Taxi series.

■ *A Full Moon is Rising*

(Marilyn Singer)

Poetry, geography, and culture come together in this volume. Each poem is about a full moon in a different part of the world. A special section offers interesting facts about each place mentioned in the poems.



Writing is practical

Show your youngster how useful writing can be by giving him real-life reasons to put pencil to paper. Here are a few ideas.

To-do lists

What does your child want or need to do this week? Help him make lists to keep track. He might list Lego structures he plans to build (castle, rocket) or chores he needs to complete (water plants, dust). Or maybe he'll list upcoming events, such as going to the book fair and eating dinner with Grandma. He can check off each item as he finishes it.

Reminders

Let your youngster be your secretary and write reminders for you. *Examples:* "Buy milk." "Sign field trip form." Provide a pad of sticky notes (and a little spelling help) for him to jot them down. Then, set up a place to leave the notes where you will see them. Encourage reading practice by leaving notes for him, too.

Memory book

Suggest that your child start a notebook of favorite memories. Each night before bed, he could write and illustrate three things he wants to remember about the day. *Examples:* Jumping in a pile of leaves, listening to his teacher read a good book, learning a funny joke.

Note: If your youngster is just learning to write, ask him to write letters or words he knows, and help him fill in the rest.♥



A record of my reading

These ongoing craft projects will help your child keep track of books she reads this year—and show her how she's progressing as a reader.

● **Paper chain.** Help your youngster write each book title on a strip of construction paper. She can link the strips together to form a colorful chain that will get longer the more she reads. *Idea:* Suggest that she use different-color strips for different types of books (green for animal tales, purple for poetry).


● **Patchwork quilt.** Have your child write book titles on separate construction-paper "quilt" squares. Encourage her to decorate each one—maybe she'll make a red-and-white striped square for *The Cat in the Hat* (Dr. Seuss). Now help her tape or staple the squares together in rows and columns for a quilt that grows throughout the year!♥



I can learn from nonfiction!

Nonfiction books are fun for your youngster to read—and they build knowledge she needs in school now and later. Help her become a fan of nonfiction with these tips.

Explore school subjects. Let your child check out nonfiction library books that are related to topics she studies in school. As she learns about



numbers and shapes, for example, read math picture books. Or she could find a biography of a historical figure she's studying. She'll learn new facts and gain a deeper understanding of the topic.


Read graphics. Many nonfiction books include charts, tables, maps, and diagrams like those your youngster will see in textbooks. When you read together, be sure to read the graphics, too, so she becomes comfortable with them. For instance, she'll learn to read the titles, captions, or data they contain. *Idea:* Suggest that she

make her own graphic. After reading a chart about endangered animals, perhaps she'll draw a chart showing animals that live in your neighborhood.♥



Real or nonsense?


How are the words *fan* and *can* related? They both belong to the *-an* word family! Give your youngster's reading and spelling skills a boost with this word family game.



1. Get a set of magnetic letters or letter tiles. Set aside the vowels, and mix up the consonants in a bowl.
2. Let your child choose a word family, such as *-an*, *-op*, *-ug*, or *-et*, and find the magnetic letters or tiles for his "family."
3. Take turns drawing a consonant from the bowl and saying it with the word family. Does it make a real word or a nonsense word? For instance, adding *b* to *-ug* makes *bug* (real). But adding *g* makes *gug* (nonsense).
4. If it's a real word, the player writes it down. When all the consonants have been used, the person with the longest list picks the next word family so you can play again.♥

Autumn fine-motor play

Your child's hands need to be strong and coordinated for tasks like writing and cutting with scissors. Try these fall-themed activities to give his little fingers a workout.



Pumpkin pincushion. Let your youngster stick pushpins all over a small pumpkin. Then, he could stretch colorful rubber bands between the pins to create designs.

Apple tree. Have him draw the outline of a tree on paper. He can place red pom-pom apples on his tree and then use tweezers to "pick" them up.

Leaf rubbing. Together, gather leaves from the ground outside. Encourage your child to tape one to a table, place a sheet of paper on top, and rub the side of an unwrapped crayon over it. The leaf's outline will appear!

Seed signs. Ask your youngster to create a sign for your door by gluing apple or pumpkin seeds onto paper to spell "W-E-L-C-O-M-E."♥

Q&A Working with the reading specialist


Q My daughter meets with the school reading teacher each week. How can I work with the teacher to help my child do her best?

A Start by asking the reading specialist what you and your daughter can do at home. For example, the teacher might suggest specific cues to give your child when she reads a word incorrectly. Or maybe she'll have ideas for word games that are

especially helpful for students who struggle with reading.

The specialist may also tell you what your daughter is doing well and where they're working on ways to improve.

Finally, be sure to attend all IEP (Individualized Education Program) meetings. The teacher will answer your questions, explain anything that you don't understand, and help you plan for your daughter's reading success.♥



OUR PURPOSE

To provide busy parents with practical ways to promote their children's reading, writing, and language skills.

Resources for Educators,
a division of CCH Incorporated
128 N. Royal Avenue • Front Royal, VA 22630
800-394-5052 • rfeustomer@wolterskluwer.com
www.rfeonline.com
ISSN 1540-5648