



SCHOOL IMPROVEMENT PLAN

John W. Wynn Middle School





SCHOOL GOALS

2013-2014

STATUS OF LAST YEAR'S GOALS

- We have not achieved our goal of narrowing the achievement goal of our subgroups to earn Level One status
- We did meet our goal of providing families with Team assignments and supply lists at the start of the summer
- We did meet our communication goal of bi-weekly communication through emails and addition of a seasonal newsletter
- We did improve MCAS Science scores from last year's results (not in disability or low income subgroups)
- 8th grade summer school requirement dropped from 17 to 13 students. 7th grade increased from 6 to 14 students.





COMMUNICATION

2013-2014

COMMUNICATION

- X2
 - Emails
 - Student portal
- PAC
- One call now
- Websites
- Evening Presentations
- Newsletters



OVER TWENTY-FIVE EMAILS WERE SENT TO PARENTS WITH NOTIFICATIONS AND UPDATES THREE SEASONAL NEWSLETTERS WERE PUBLISHED

DRAMA CLUB

This month, the Wynn Middle School Drama Club presented their performance of William Shakespeare's, *Macbeth*. The club began working with this challenging script in January. The club met two, sometimes three, times a week to rehearse. In addition to this challenging script, the crew had the task of erecting a set capable of moving and having functional doors. Ambition was thick in their air as Tech Week loomed near. During Tech Week, students spent every free moment contributing to the play. All their hard work culminated in an exemplary performance Friday night! When the curtain opened, the audience was transported to medieval Scotland and the court of Macbeth, where atrocious deeds were to be committed. After a stellar performance on Friday night, the next day the club took the show on the road to compete in the 2014 Drama Festival. During Festival clubs compete to win medals: gold, silver, or bronze. As with any competition there are parameters. The crew must set up and take down the set in under five minutes. The Wynn crew completed this task in less than one minute!

Additionally, the entire performance must not exceed 40 minutes. If the performance exceeds that time, they are ineligible for a medal. The Drama Club performed *Macbeth* in under 36 minutes! For their efforts, the Drama Club was awarded a Bronze medal and four All Star Actor awards. The All Star awards were given to Scott Maccagnano, Brook Fullerton, Rachel Mahoney, and Taylor Bellavia. Lastly, the Drama Club was awarded a special award for Exhibiting Exemplary Spirit of Festival. This award is given to the group that shows the most helpfulness and respect. A big congratulations to the entire cast and crew!



Photo above: Dominic Cavillo, Scott Maccagnano, Brooke Fullerton, Rachel Mahoney, and Taylor Bellavia.

Photo below: Chloe Satterfield and Scott Maccagnano



Ski/Snowboard Club

Fifty Wynn Middle School students took advantage of the winter season this year by participating in the Ski/Snowboarding Club. Students and teachers went to Bradford Ski Area for five Tuesdays in January and February. Many took lessons and learned how to ski or snowboard for the first time. This club is particularly popular, because students like to be physically active over the winter months.



May 30, 2014
Spring Newsletter

Wynn Middle School

Spring Seasonal

Washington, D.C. Trip

Over 160 of our 8th grade students helped to kick off the Wynn Middle School's team to Washington, D.C! We started off with a stop at the White House and Ford's Theater. Next, we visited some of the Smithsonian Museums, as well as the Lincoln, FDR, MLK, and Jefferson Memorials. Students toured the Capitol Building and the Library of Congress. At Arlington National Cemetery, in honor of America's fallen soldiers, four of our students took part in a wreath laying ceremony at the Tomb of the Unknown Soldier. The four students were

Emily Satterfield, Amanda Satterfield, Rachel Saxon, and Felicia Ragucci. Sarah Clampa was the alternates. In order to be selected for this honor, students

were required to submit an essay focused on why it is important to honor those who have served and given their lives for this nation. That day continued with a festive time on a Potomac River Dinner Cruise. Students continued their exploration of important historical events at Mr. Vernon, the Newseum, and the Holocaust Museum. What a great trip with a great bunch of kids!



Relationships with the Community

On March 19th, The Wynn Middle School had the opportunity to host a panel of members from the community to deliver a strong message about anti-bullying. Former World Champion, Mr. Micky Ward collaborated with members of the Lissin Nation Team to discuss the importance of tolerance, respect, and awareness of children with special needs. The guidance department connected the message at the end of



Photo taken by Marissa Trudy

the presentation by asking students what they can do on a daily basis to promote kindness and acceptance of others.



On March 26th a horrific fire in Boston's Back Bay neighborhood tragically took the lives of two firefighters and injured many more. As a show of support for both the firefighters and Boston community, the students from Team 7A created personal cards to be delivered to the Bos-

ton firefighters of Ladder 15, Engine 33. As teachers of Team 7A, we cannot say how proud and impressed we are of our students' work. Their cards included compelling messages, beautiful pictures, and genuine sincerity and compassion. Ms. Miron and Ms. Webb delivered the cards to the firefighters one afternoon. The firefighters were grateful and appreciative of the wonderful gestures from the students of the John Wynn Middle School. Above is a picture of some of the firefighters holding the cards from our students.

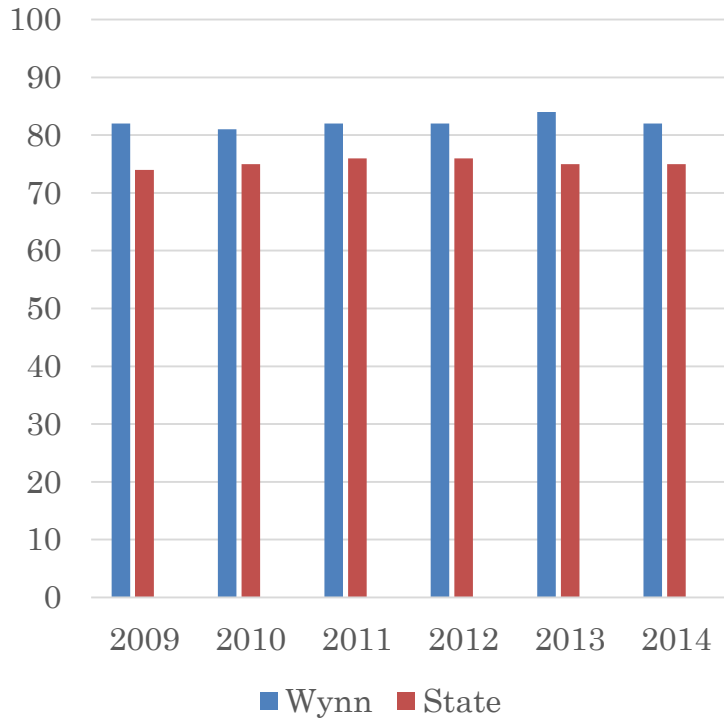


DATA REVIEW

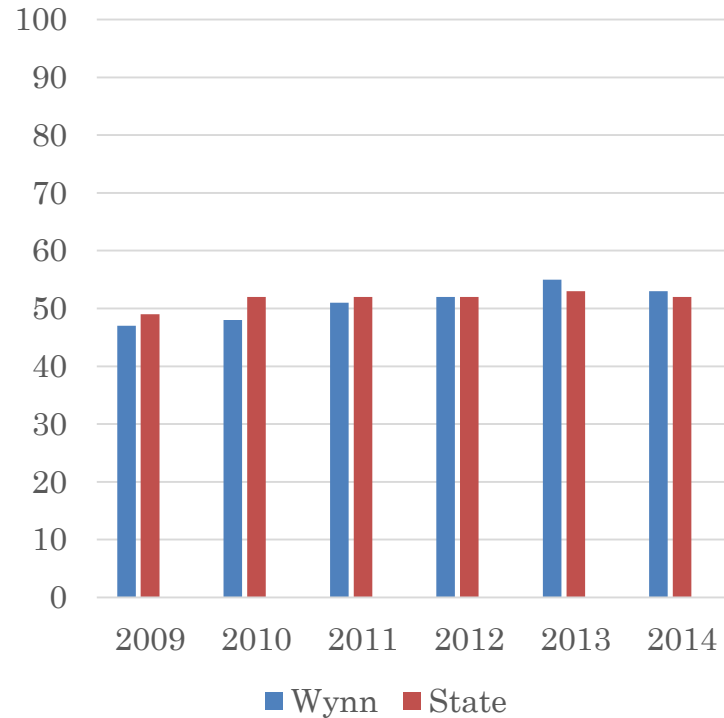
2013-2014

ELA AND MATH MCAS PERFORMANCE (ENTIRE SCHOOL)

ELA-Percentage of
Students Scoring
Proficient or Above

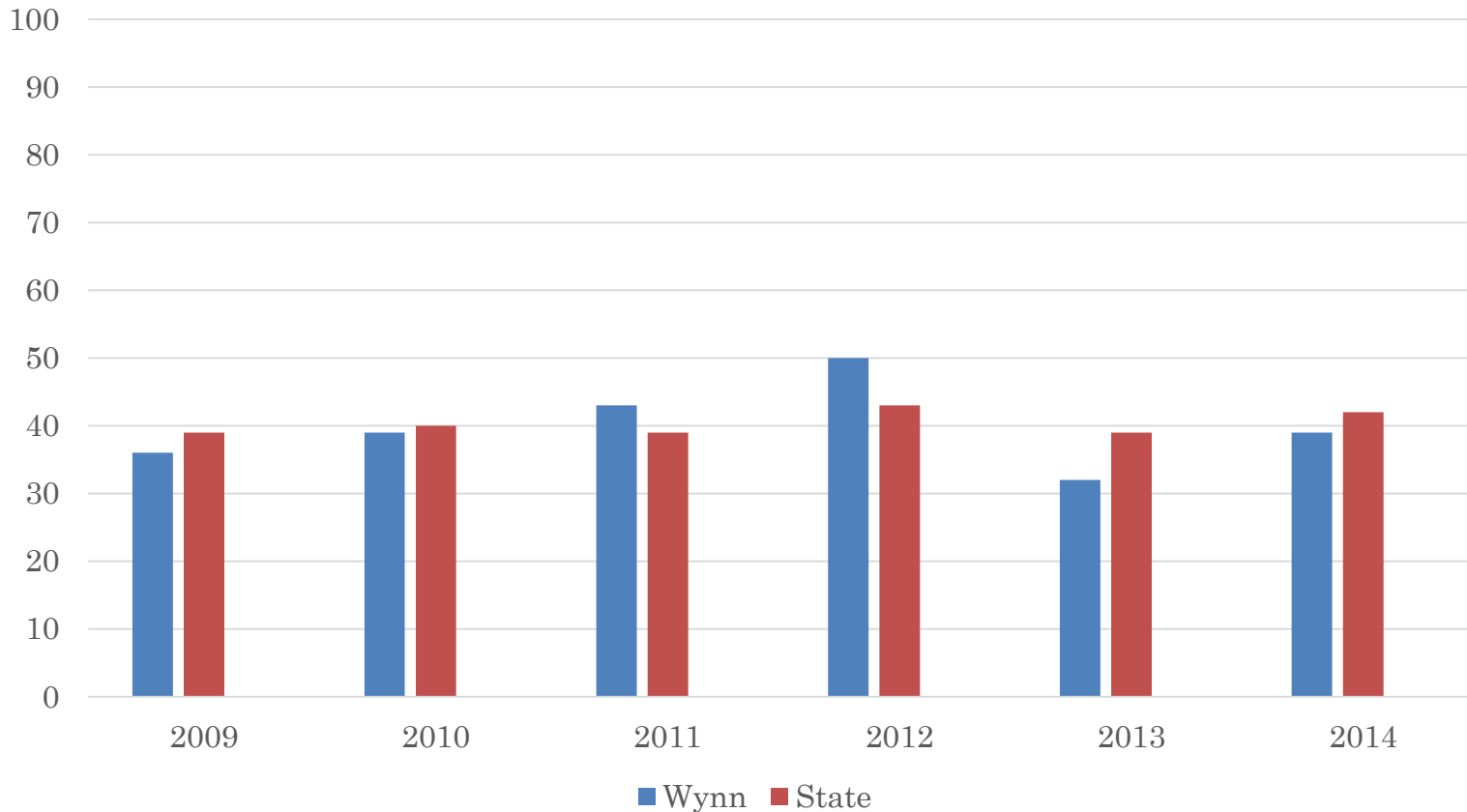


Math-Percentage of
Students Scoring
Proficient or Above



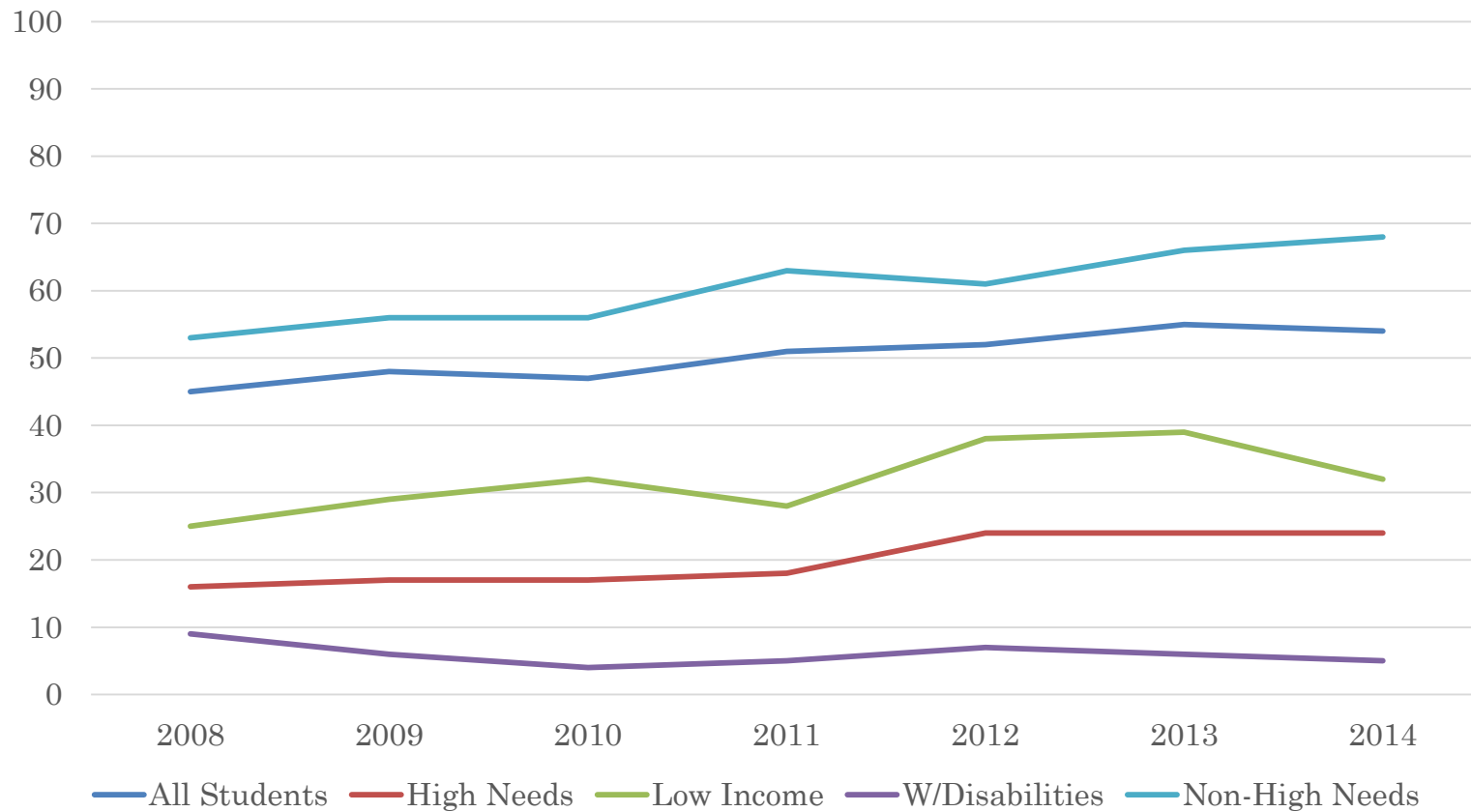
SCIENCE MCAS PERFORMANCE (GRADE 8)

Science And Technology/Engineering Percentage of
Students Advanced and Proficient



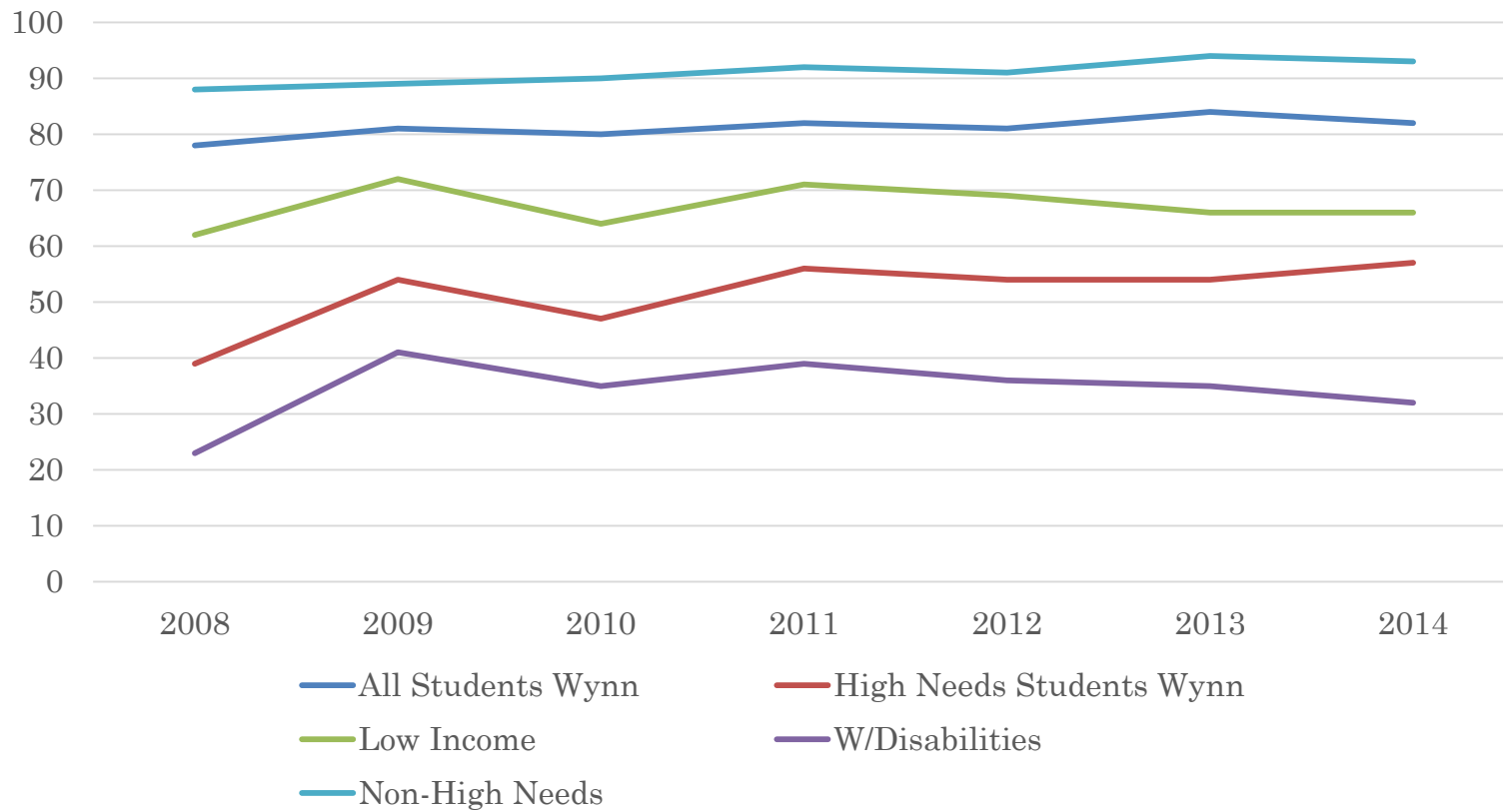
MATH SUBGROUP PERFORMANCE (ENTIRE SCHOOL)

Mathematics—Wynn Middle School
Percentage Advanced/Proficient by Subgroup



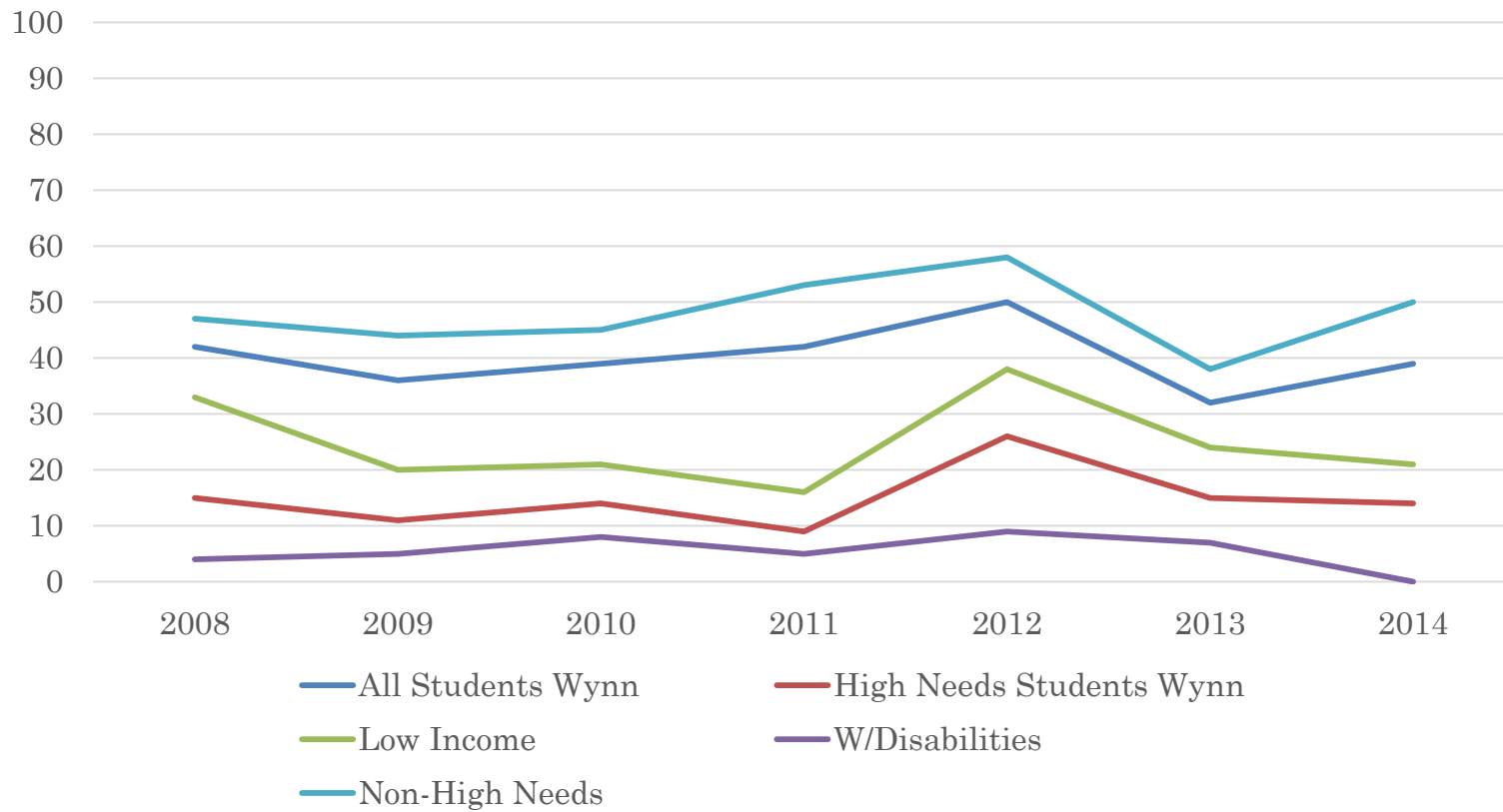
ELA SUBGROUP PERFORMANCE (ENTIRE SCHOOL)

ELA –Wynn Middle School
Percentage in Advanced/Proficient by Subgroup




SCIENCE SUBGROUP PERFORMANCE (GRADE 8)

Science –Wynn Middle School
Percentage in Advanced/Proficient by Subgroup




PERFORMANCE PERCENTILES RELATIVE TO OTHER MIDDLE SCHOOLS


2012

Accountability Information		About the Data
Accountability and Assistance Level		
Level 1	Meeting gap narrowing goals	
This school's overall performance relative to other schools in same grade span (School percentiles: 1-99)		
All students:		50

2013

Accountability Information		About the Data
Accountability and Assistance Level		
Level 2	Not meeting gap narrowing goals	
This school's overall performance relative to other schools in same school type (School percentiles: 1-99)		
All students:		56

2014

Accountability Information		About the Data
Accountability and Assistance Level		
Level 2	Not meeting gap narrowing goals	
This school's overall performance relative to other schools in same school type (School percentiles: 1-99)		
All students:		63



Student Growth Percentile Targets

2014 English Language Arts Growth										About the Data
	0 10 20 30 40 50 60 70 80 90 100	2013 SGP	2014 SGP	SGP Change	6 Year Goal	Met Safe Harbor?	N	PPI Points	Rating	
All students		60.0	54.0	-6.0	51.0	No	649	75	On Target	
High needs		53.5	53.0	-0.5	51.0	No	189	75	On Target	
Low income		59.0	48.0	-11.0	51.0	No	129	50	Below Target	
ELL and Former ELL		-	-	-	51.0	-	5	-	-	
Students w/disabilities		51.0	53.5	2.5	51.0	No	88	75	On Target	

2014 Mathematics Growth										About the Data
	0 10 20 30 40 50 60 70 80 90 100	2013 SGP	2014 SGP	SGP Change	6 Year Goal	Met Safe Harbor?	N	PPI Points	Rating	
All students		58.0	58.0	0.0	51.0	No	653	75	On Target	
High needs		47.0	53.0	6.0	51.0	No	191	75	On Target	
Low income		51.0	54.0	3.0	51.0	No	130	75	On Target	
ELL and Former ELL		-	-	-	51.0	-	4	-	-	
Students w/disabilities		40.0	47.0	7.0	51.0	No	89	50	Below Target	



SCHOOL GOALS

2014-2015

SCHOOL IMPROVEMENT PLAN GOALS

- Continue to expand reading and writing instruction across all disciplines to meet Common Core and PARCC expectations
- Target gaps in the subgroup populations and remediate through RTI and differentiated instruction
- Improve delivery, engagement level, and rigor of STEM program
- Provide more opportunities for success for struggling/unmotivated students through growth grading, homework differentiation, and growth mindset
- Examine alternatives to summer school as a way for students to demonstrate proficiency in subject area
- Continue character education component by developing programs that strengthen personal responsibility, community service, and acceptance of the differences of others



PRINCIPAL GOALS

Student Learning Goals

By early October 2014, specific and targeted support strategies will be put into place to address the learning needs of all of our students who achieved a level of Needs Improvement or Warning on one or more of the 2014 MCAS tests.

By June 2016, the students with disabilities subgroups will show a two year positive trend in CPI Change on the Science MCAS based on 2014 results.

By June 2015, the number of days students are out of school on suspension will be decreased by fifty percent.



PRINCIPAL GOALS

Professional Practice Goals

During the 2014-2015 school year, I will be present in teacher classrooms for walkthroughs and observations for a minimum average of two hours per week as measured by the TeachPoint data tool .

Over the course of two professional development days and through faculty meetings, I will lead my teachers in adopting a growth mindset and addressing how to motivate the unmotivated learner.

I will continue to facilitate the implementation of the new Teacher Evaluation System.

I will increase my personal use of technology and reduce paper usage by submitting 100% of agendas and handouts (faculty meeting, data team, curriculum coordinators, PAC, etc.) electronically.





DATA

2013-2014



ATTENDANCE DATA

- 2013-2014 Chronically Absent Students-4.2%
 - 29 Students

School Results

	2011	2012	2013
Average Number of Days Absent	6.9	7.1	7.3
Attendance Rate	96.1	96.0	95.9
% Chronically Absent	5.8	7.6	6.2



SUSPENSION DATA

- 2011-2012
 - 90 Suspensions/129 days
- 2012-2013
 - 88 Suspensions/150 days
- 2013-2014
 - 80 Suspensions/ 147 days



ACCOMPLISHMENTS


- X2 Gradebook implementation
- TeachPoint/New Evaluation implementation
- Washington, D.C. Trip
- RTI/Academic Success Initiative
- New Math program
- Addition of Common Core Writing Course
- Addition of Learning Center
- Paxton Patterson Tech Lab update
- Teacher laptops
- Student Senate
- S.M.I.L.E Club
- John Collins Training
- New World Geography Text
- Tablet Cart



54% OF STUDENTS PARTICIPATE IN AFTERSCHOOL ACTIVITIES
45% OF THOSE STUDENTS PARTICIPATE IN MORE THAN ONE ACTIVITIES



BRING YOUR OWN DEVICE



QUESTIONS?



