

A.L.I.C.E. TRAINING



2015-2016 Parent Presentation
Tewksbury Public Schools District Security Team

Tewksbury Public Schools District Security Team

The District Security Team (DST) banded in 1999 and is comprised of members of the Tewksbury Public Schools and members of both the Tewksbury Police Department and Tewksbury Fire Department. The function of the DST is to plan and prepare for the safety of our whole school community.

Schools:

- Krissy Polimeno, School Committee
- John O'Connor, Superintendent
- Brenda T-Regan, Asst. Superintendent
- Sheri Lynne Matthews, Business Manager
- David Libby, Transportation & Facilities
- John Lyons, Community Services Director
- Jon Marchand, Head of Maintenance

Police

- Tim Sheehan, Chief TPD
- Andre Gonzalez, Detective TPD
- Officer Kathy McLeod, TPD
- Officer Doug Pratt, TPD
- Jenny Welch, School Safety TPD

Schools:

- Eileen Osborne, TMHS Asst. Principal
- Andrew Long, Wynn Asst. Principal
- William Hart, Ryan Asst. Principal
- Matt Castonguay, Trahan Principal
- Jan Fuller, Dewing Asst. Principal
- Elaine Walsh, Head Nurse
- Kristen Vogel, TMHS Principal, NEMLEC STARS

Fire

- Mike Hazel, Chief TFD
- Al Vasas, Deputy Chief TFD

LouAnn Clement, Board of Health

Andy Lafortune, Tewksbury Transit

A.L.I.C.E. TRAINING



2015-2016

ACTIVE KILLER EVENTS

- U.S. Secret Service reports that no accurate profile exists.
- An Active Killer- Desires mass casualties, high publicity, ability to control all players until the very end.
- These events have an enormous impact on the community.
- Historically speaking - Ineffective and incomplete safety protocols have lead to repeated and disastrous outcomes

VIOLENCE IN SCHOOLS

- School shootings have been happening for over 300 years.
- In 2015 there were 47 school shootings, 17 of those shootings resulted in death.
- Shootings are not the only issues that we should worry about.
- There have been other forms of violence in schools across the county and the world, such as stabbings and bombings.


COLUMBINE HIGH SCHOOL

- Did you know Columbine was suppose to be a bombing?



VIRGINIA TECH UNIVERSITY

- “Shelter in place” was the protocol in V.T.



SANDY HOOK ELEMENTARY SCHOOL

- The school was secured and “shelter in place” was the protocol.



CHENPENG VILLAGE PRIMARY SCHOOL

- December 14, 2012
- Hours before Sandy Hook shooting
- A man stabbed 23 students and an elderly woman



FRANKLIN REGIONAL HIGH SCHOOL

APRIL 9 2014




UMPQUA COMMUNITY COLLEGE SHOOTING



FACTS TO CONSIDER

- 700 students fled from Columbine on their own initiative
- Over half of the school's students saved their own lives by fleeing the crisis zone
- This was instinctive behavior. No authority figure told them to run from the school
- One of the places with the most casualties was in the library where students were told to get under the desks



TRADITIONAL SCHOOL PROTOCOLS

Active shooter incident begins

- Initiate emergency action plan
- Lockdown/Shelter in place
- Wait for police arrival
- Lockdown is a protocol that is used in prisons



EMERGENCY RESPONSE

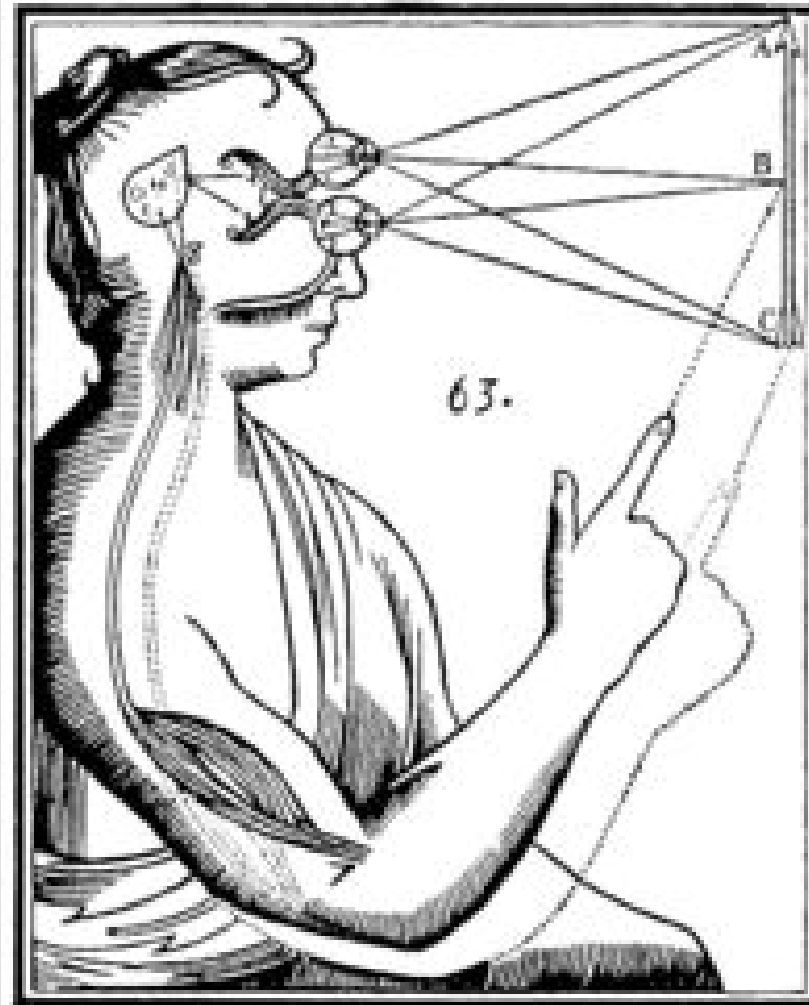


ACTION PLAN

- 1. Think like a survivor, not like an administrator, teacher or police officer.
- 2. What would you want the ability (and authority) to do?
- 3. Understand that: Command, Control, and Convenience are not first priority
- 4. Any action is better than NO ACTION
- **THINK SURVIVAL!**



“THE BODY CAN NOT GO WHERE THE MIND HAS NEVER BEEN.”



A.L.I.C.E.

- **Alert**, Get the word out!
- **Lockdown**, Good starting point, think enhanced lockdown, barricade, hide, secure.
- **Inform**, communication keeps the shooter off balance, keeps everyone informed.
- **Counter**, apply skills to distract, confuse, and gain control
- **Evacuate**, to reduce the number of potential targets for the shooter, and reduce the chances of injuries to victims resulting from friendly fire when help arrives....

A.L.I.C.E.

- Remember these are not step by step options
- It is just an easy way to remember the steps and use them to survive

* Alternative Model D.H.S. RUN – HIDE - FIGHT

HOW WE TEACH IT TO OUR CHILDREN

1- Evacuate

If you can get out, GET OUT, find exit or create one (break a window)

2 –Lockdown/Barricade

If your only option is to lockdown, use everything around you to protect yourself and students

3- Counter

A LAST RESORT

If you have to attack to defend yourself or others use what is available, chairs, keyboard, staplers, use whatever you can to SURVIVE.



EVACUATE

- Look for nearest exit or exit away from the danger.
- Create an exit. Breaking a window, jumping out a window is an option
- Run as far away from the danger as possible
- Run in a ZIG-ZAG pattern
- Forget your personal belongings
- Make plans to help with students and teachers with special needs
- Help those who are startled and afraid, grab their hand tell them to follow you (little boy in Sandy hook walked two other children to safety, if he can do it, so can you).
- If you have to change your plan in order to be safe and survive, change the plan!
- Remember this is about SURVIVAL!

LOCKDOWN

- Remember enhanced lockdown technique
- Barricade
- Use whatever is in your class to secure the door, belts, desks, file cabinets
- Move away from entrance to a spot that you can't be seen
- Find cover or concealment
- Shut off lights
- Remain quiet
- Try to keep yourself calm, that will help your students be calm

COUNTER

- **This is a last resort situation**
- Remember to turn your fear into anger
- Think SURVIVAL
- Use whatever you have to throw at the killer
- Use chairs, books, staplers, computer, keyboards, monitors
- Disrupt the killers thinking process (O.O.D.A. Loop)
- If you have the courage to rush the killer, you could control the weapon
- If you are able to get the weapon away from the killer, secure it in a box or trash can, so that police do not confuse you for the killer
- Have multiple people get on top of the killer, limiting their movement

LET'S GIVE OUR CHILDREN "OPTIONS"



EVACUATE OR BARRICADE



COUNTER OPTION AS A LAST RESORT



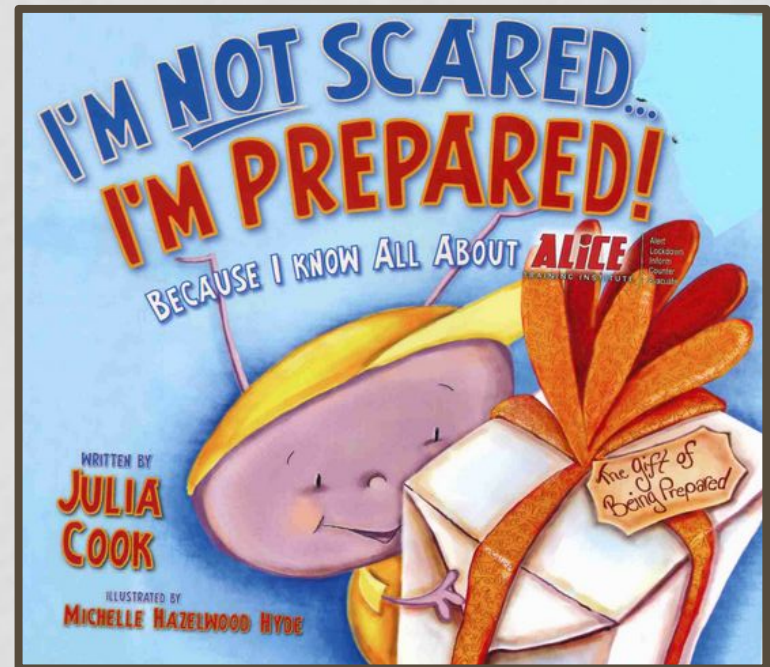
KIDS ARE
THE REAL “FIRST RESPONDERS”

**Give kids the knowledge
and
create a chance for them
to survive.**

Preparing K-4

[Ryan Video](#)

Grade Level	Education & Preparation	Drill
PK-2	-Teacher Reads Book "I'm Not Scared, I'm Prepared" -Comprehension Activities (pg.8,12,13,24)	-Teacher leads students through ALICE protocol (in class)
3-4	-Teacher Reads Book "I'm Not Scared, I'm Prepared" -Comprehension Activities (pg.8,12,13,24) -TPS ALICE Video (Ryan version)	-Principal leads students through ALICE protocol (whole school)



Parents will be informed after the ALICE Training, and before and after the ALICE Drill.

Preparing 5-8

[Ryan Video](#)

[TMHS Video](#)

5-6	~District Security Team Leads ALICE Assembly ~TPS ALICE Video (Ryan version) ~Class Review of ALICE ~Q & A with Students whole group and w/Teacher	~Drill led by District Security Team ~Role Play ALICE Drill w/ TPD Intruders ~No Weapons
7-8	~District Security Team Leads ALICE Assembly ~TPS Video (High School Version) ~Class Review of ALICE ~Q & A with Students whole group and w/Teacher	~Drill led by District Security Team ~Role Play ALICE Drill w/ TPD Intruders ~Plastic Guns ~No Rounds



Parents will be informed after the ALICE Training, and before and after the ALICE Drill.

Preparing 9-12

9-12	~Class-Based Review of ALICE Protocols ~TPS Video (High School Version) ~Teacher Led Q & A with Students	~Drill led by District Security Team ~Role Play ALICE Drill w/ TPD Intruders ~Airsoft Guns
------	--	--



Parents will be informed after the ALICE Training, and before and after the ALICE Drill.



Preparing Parents & Guardians



Preparing Parents & Guardians

- This presentation...
- Handouts
 - FAQ's
 - Training & Drill Plan
 - Comprehension questions and follow up activities

Communication Plans

- Post ALICE presentation and videos on TPS website
- Parents will receive
 - Notice after student training
 - Notice of upcoming drills with follow up communications

Questions?

CONTACT INFORMATION

- Detective Andre Gonzalez
- agonzalez@tewksbury-ma.gov
- (978) 851-7373 ext 219